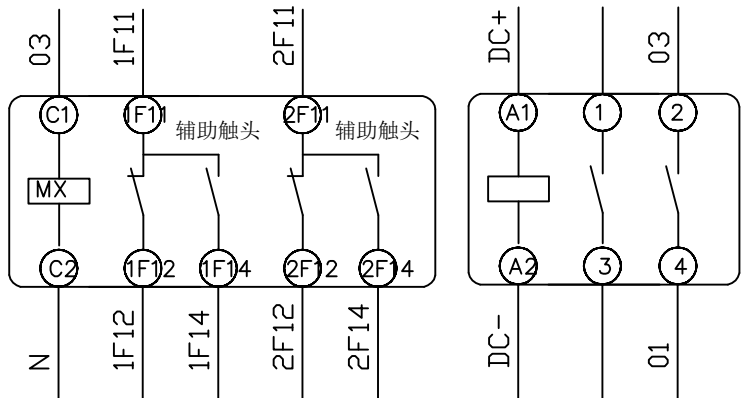
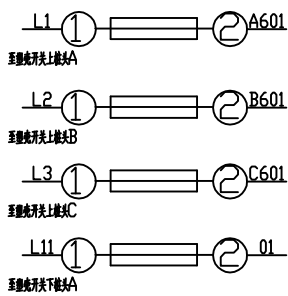
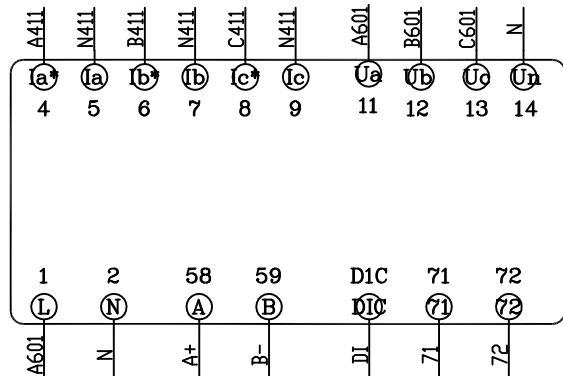
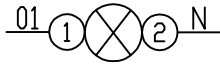



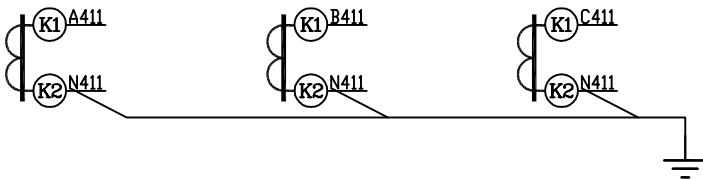
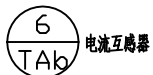
# 301LP2305, 301LP2407



开关在断开或者脱扣位置时



| I  |       |
|----|-------|
| 1  | DC+   |
| 2  | DC-   |
| 3  | 01    |
| 4  | 03    |
| 5  | DI    |
| 6  | 71    |
| 7  | 72    |
| 8  | 1F11  |
| 9  | 1F12  |
| 10 | 1F14  |
| 11 | 2F11  |
| 12 | 2F12  |
| 13 | 2F14  |
| 14 | N 至零线 |
| 15 | A+    |
| 16 | B-    |
| 17 | COM   |



注A411、B411、C411、N411为2.5方线,其余线号为1.5方线

|            |  |    |             |  |
|------------|--|----|-------------|--|
| 镇江威博电气有限公司 |  |    | 多功能表二次接线图   |  |
| 批准         |  | 设计 | BM5Z-3340系列 |  |
| 审核         |  | 制图 |             |  |
| 校核         |  | 日期 |             |  |
|            |  |    | 图号          |  |