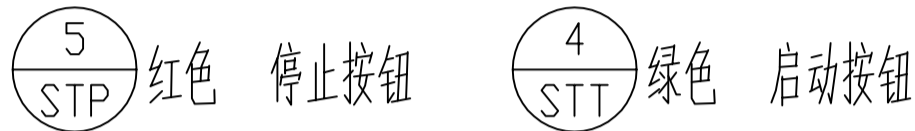
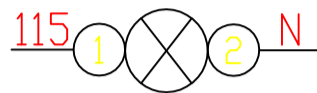
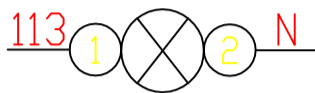
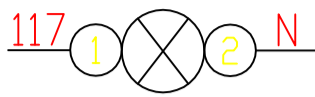
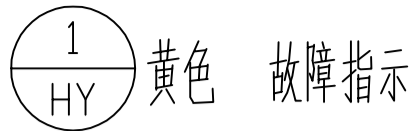
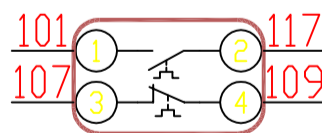
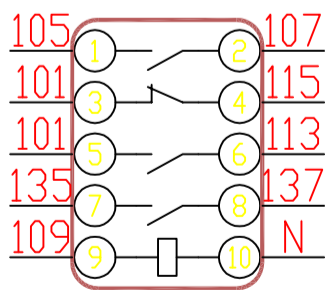
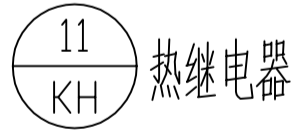
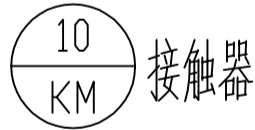
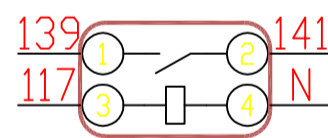
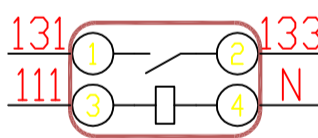
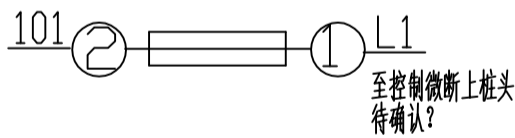
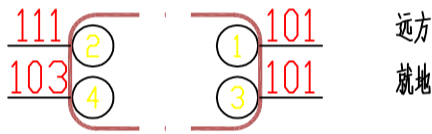
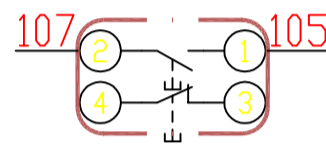
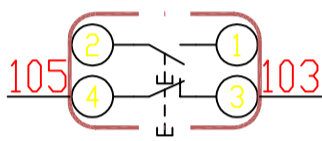


面板背视



转换开关接点

	远方 就地 ← ↑	就地	远方
1-2			×
3-4	×		
5-6			×
7-8	×		



柜内如多回路, 需在线号前加“1-; 2-” 零线也需区分

N 至零排

I			
KM:2	1	107	
SA:2	2	111	
KM:10	3	N	N
	4		
	5		
KA1:1	6	131	
KA1:2	7	133	
KM:7	8	135	
KM:8	9	137	
KA2:1	10	139	
KA2:2	11	141	
	12		
	13		
	14		
	15		

C1 接线图			
设计	审核	日期	2025.01
制图	校对	日期	