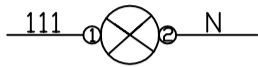


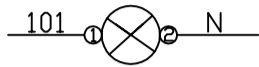
所有面板背视



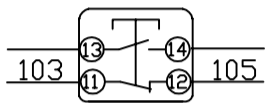
运行指示
AD11-22/40-7GZ
AC220V 红色



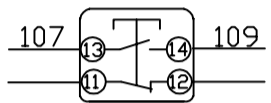
电源指示
AD11-22/40-7GZ
AC220V 绿色



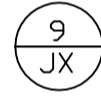
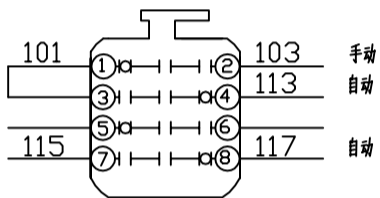
停止按钮红色



启动按钮绿色

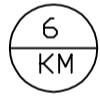


切换开关
LW12

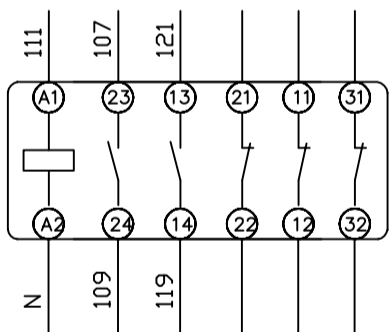


接线端子

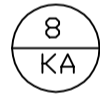
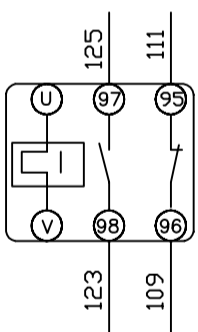
105	1		
	2		
	3		
107	4		
	5		
	6		
109	7		
	8		
	9		
113	10		
115	11		
117	12		
119	13		
121	14		
123	15		
125	16		
DC+	17		
DC-	18		
	19		
	20		



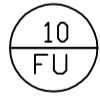
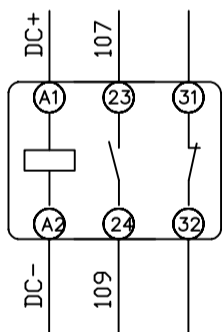
接触器AC220V
见一次图



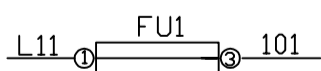
热继电器



中间继电器DC24V
HH52P



熔断器RT14/4A



注意：L11 接控制开关下桩头

C4 接线图

批准		设计			
审核		制图			
校核		日期	2025.01	图号	