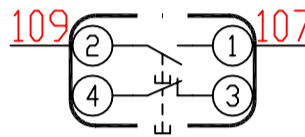
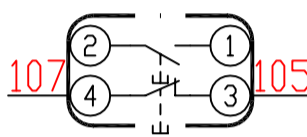
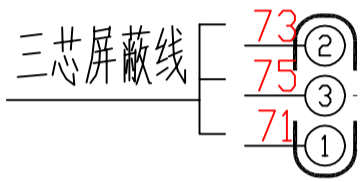


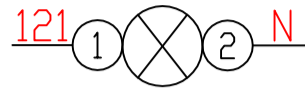
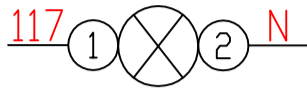
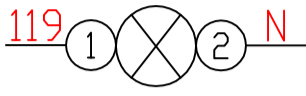
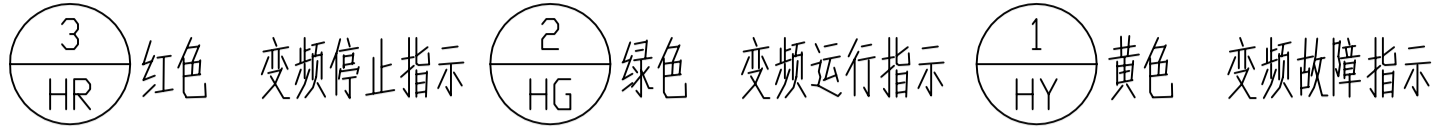
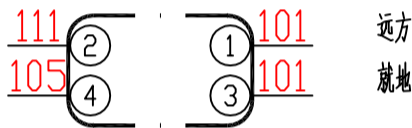


面板背视



转换开关接点

	远方 就地 ←	就地	远方
1-2			×
3-4	×		
5-6			×
7-8	×		



远方
就地

柜内如多回路，

需在线号前加“1-;2-”

N 至零排，零线也需区分，线号前加“1-N,2-N”

I			
1	101		
2			
3	107		
4	109		
5	111		
6	117		
7	119		
8	121		
9	N		
10			
11		N	
12	71		
13	73		
14	75		
15	屏蔽层		
16			

				V2 按钮箱接线图	
审核		设计			
审核		制图			
审核		日期	2025.01	图号	