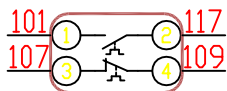
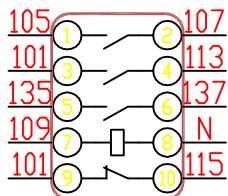
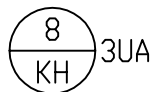
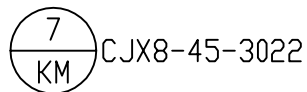
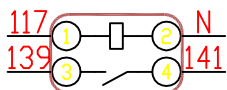
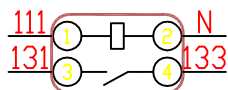
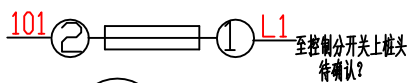
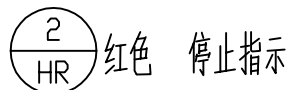
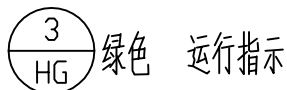
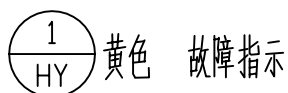


面板背视



I			
FU:2	1	101	
KM:3	2		
KM:1	3	105	
KH:3	4	107	
KM:2	5		
KA1:1	6	111	
	7		
HG:1	8	113	
HR:1	9	115	
HY:1	10	117	
HG:2	11	N	
HR:2	12		
HY:2	13		
	14		N
KA1:3	15	131	
KA1:4	16	133	
KM:5	17	135	
KM:6	18	137	
KA2:3	19	139	
KA2:4	20	141	
	21		
	22		
	23		
	24		
	25		

柜内如多回路，需在线号前加“1-；2-”零线也需区分

N至零排

		C2 接线图	
制	制	制	制
制	制	制	制
制	制	2025.01	制