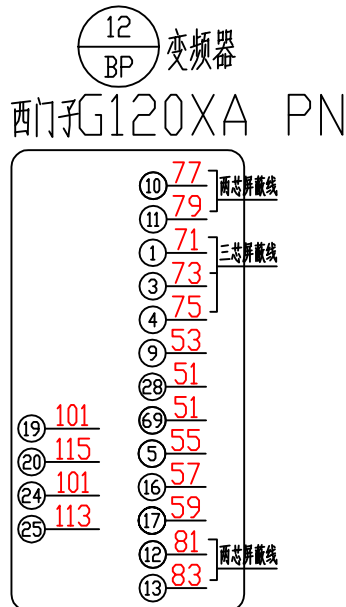
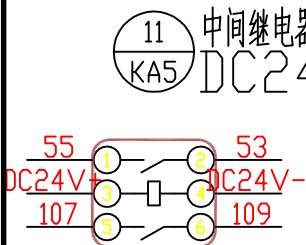
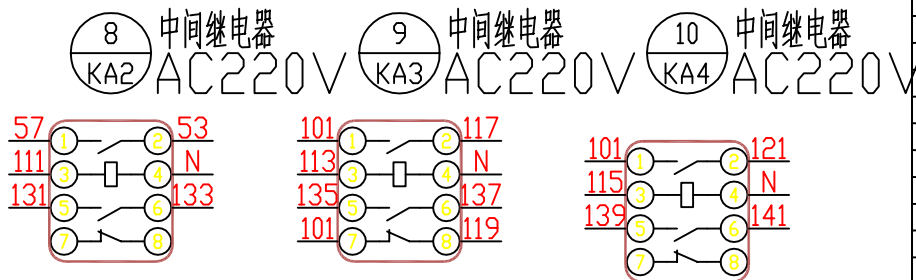
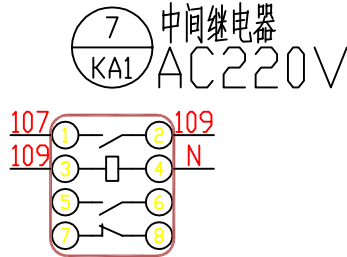
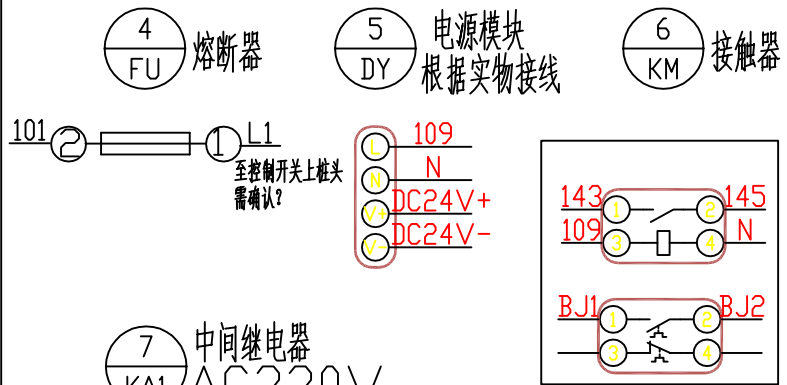
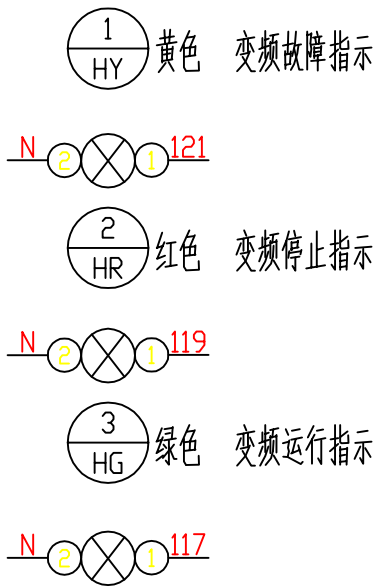


面板背视



| | I | |
|--------|----|-----|
| FU:2 | 1 | 101 |
| BP:2:1 | 2 | |
| | 3 | |
| KA1:1 | 4 | 107 |
| KA1:2 | 5 | 109 |
| KA5:6 | 6 | |
| KA2:3 | 7 | 111 |
| | 8 | |
| HG:1 | 9 | 117 |
| HR:1 | 10 | 119 |
| HY:1 | 11 | 121 |
| HG:2 | 12 | N |
| | 13 | |
| | 14 | |
| HY:2 | 15 | N |
| BP:1 | 16 | 71 |
| BP:3 | 17 | 73 |
| BP:2 | 18 | 75 |
| | 19 | 屏蔽层 |
| BP:10 | 20 | 77 |
| BP:11 | 21 | 79 |
| | 22 | 屏蔽层 |
| BP:12 | 23 | 81 |
| BP:13 | 24 | 83 |
| | 25 | 屏蔽层 |
| KA2:2 | 26 | 53 |
| BP:16 | 27 | 59 |
| KA2:5 | 28 | 131 |
| KA2:6 | 29 | 133 |
| KA3:5 | 30 | 135 |
| KA3:6 | 31 | 137 |
| KA4:5 | 32 | 139 |
| KA4:6 | 33 | 141 |
| KM:1 | 34 | 143 |
| KM:2 | 35 | 145 |
| KH:1 | 36 | BJ1 |
| KH:2 | 37 | BJ2 |
| | 38 | |
| | 39 | |
| | 40 | |

柜内如多回路,

需在线号前加“1-;2-”零线也需区分

N至零排

| | | | | | |
|-----------|---|---|---|---------|---|
| 图 | 号 | 版 | 次 | 2025.01 | 第 |
| V2+ 热继接线图 | | | | | |