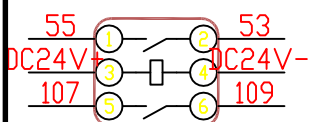
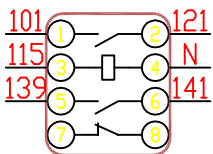
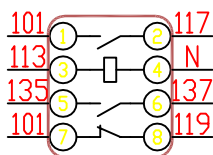
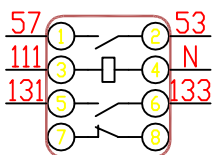
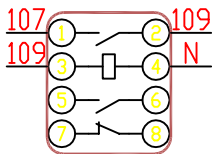
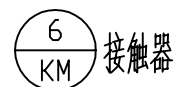
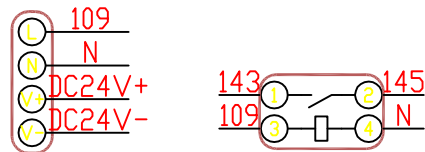
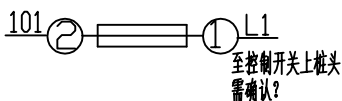
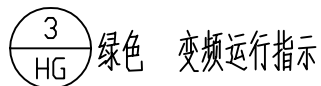
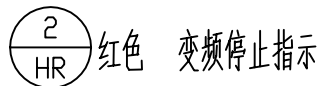
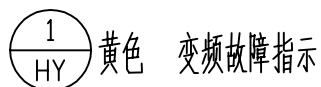
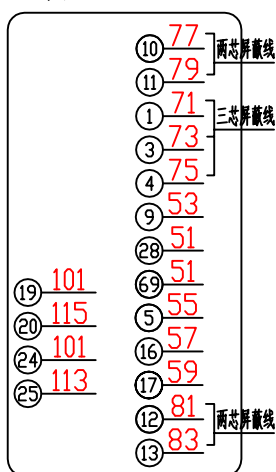


面板背视



西门子G120XA PN



		I	
FU:2	1	101	
BP:21	2		
	3		
KA1:1	4	107	
KA1:2	5	109	
KA5:6	6		
KA2:3	7	111	
	8		
HG:1	9	117	
HR:1	10	119	
HY:1	11	121	
HG:2	12	N	
	13		
	14		
HY:2	15		N
BP:1	16	71	
BP:3	17	73	
BP:2	18	75	
	19	屏蔽层	
BP:10	20	77	
BP:11	21	79	
	22	屏蔽层	
BP:12	23	81	
BP:13	24	83	
	25	屏蔽层	
KA2:2	26	53	
BP:16	27	59	
KA2:5	28	131	
KA2:6	29	133	
KA3:5	30	135	
KA3:6	31	137	
KA4:5	32	139	
KA4:6	33	141	
KM:1	34	143	
KM:2	35	145	
	36		
	37		
	38		
	39		
	40		

柜内如多回路，

需在线号前加“1-;2-”零线也需区分

N至零排

V2 接线图

轴		轴	
轴		轴	
轴		轴	
轴		轴	

2025.01 研