由 Autodesk 教育版产品制作

面板背视

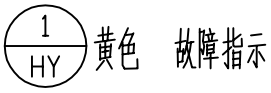

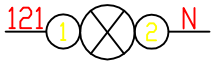

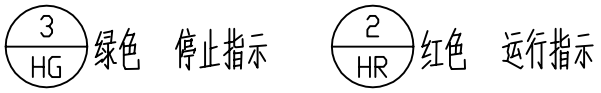

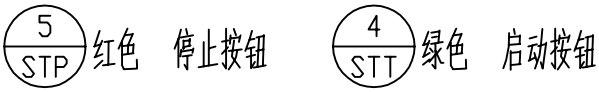

转换开关接点

手动 停 自动	手动	停	自动
1-2			×
3-4	×		
5-6	×		
7-8			×

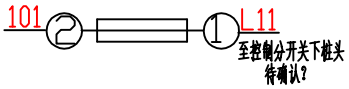

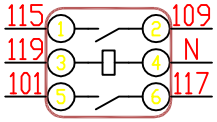

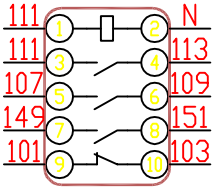

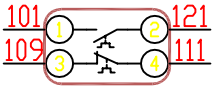

I			
KA1:5	1	101	
KA1:6	2	117	
KA1:3	3	119	
HG:2	4	N	N
	5		
	6		
SA:5	7	141	
SA:6	8	143	
SA:7	9	145	
SA:8	10	147	
KM:7	11	149	
KM:8	12	151	
	13		
	14		
	15		

柜内如多回路，需在线号前加“1－；2－”零线也需区分

N 至零排

制图		审核		C3 接线图	
审核		批准			
校核		日期	2025.01	图号	

由 Autodesk 教育版产品制作